

# Primare DD35 RS232 Command List

## Settings

Baud Rate: 115200


















Data bits: 8

Parity: None

Stop bits: 1

rev 1.1 2018-10-30

Approved with DD35 v2.39

Function	Command sequence	Description	Reply from device
Operate/Standby toggle	0x02 0x57 0x01 0x00 0x10 0x03	Operate/Standby toggle	See below
Operate/Standby	0x02 0x57 0x81 0x00 0x10 0x03	Standby	0x02 0x01 0x00 0x10 0x03
	0x02 0x57 0x81 0x01 0x10 0x03	Operate	0x02 0x01 0x01 0x10 0x03
Dim Cycle	0x02 0x57 0x0a 0x00 0x10 0x03	Step through all dim levels	See below
Dim Set	0x02 0x57 0x8a 0x00 0x10 0x03	DIM OFF	0x02 0x0a 0x00 0x10 0x03
	0x02 0x57 0x8a 0x01 0x10 0x03	DIM LOW	0x02 0x0a 0x01 0x10 0x03
	0x02 0x57 0x8a 0x02 0x10 0x03	DIM MID	0x02 0x0a 0x02 0x10 0x03
	0x02 0x57 0x8a 0x03 0x10 0x03	DIM HIGH	0x02 0x0a 0x03 0x10 0x03
Verbose toggle	0x02 0x57 0x0d 0x00 0x10 0x03	Verbose toggle (enable verbose for reply)	See below
Verboser set	0x02 0x57 0x8d 0x00 0x10 0x03	Disable verbose	0x02 0x0d 0x00 0x10 0x03
	0x02 0x57 0x8d 0x01 0x10 0x03	Enable verbose	0x02 0x0d 0x01 0x10 0x03
Menu Toggle	0x02 0x57 0x0e 0x00 0x10 0x03	Enter/Exit settings menu	See below
Menu Set	0x02 0x57 0x8e 0x00 0x10 0x03	Exit settings menu	02 0x0e 0x00 0x10 0x03
	0x02 0x57 0x8e 0x01 0x10 0x03	Enter settings menu	02 0x0e 0x01 0x10 0x03
IR Input toggle	0x02 0x57 0x12 0x00 0x10 0x03	IR Front/Back toggle	See below
IR Input set	0x02 0x57 0x92 0x00 0x10 0x03	IR Front	0x02 0x12 0x00 0x10 0x03
	0x02 0x57 0x92 0x01 0x10 0x03	IR Back	0x02 0x12 0x01 0x10 0x03
Factory reset	0x02 0x57 0x13 0x00 0x10 0x03	Resetting to factory default settings	0x02 0x13 0x01 0x10 0x03
Read manufacturer	0x02 0x52 0x15 0x00 0x10 0x03	Read manufacturer	Primare
Read model	0x02 0x52 0x16 0x00 0x10 0x03	read model name	DD35
Read version	0x02 0x52 0x17 0x00 0x10 0x03	Read current software version	
<b>IR commands over RS232</b>			
Standby toggle 	0x02 0x57 0x0f 0x03 0x10 0x03	Power toggle	
Standby 	0x02 0x57 0x0f 0x02 0x10 0x03	Standby	
Operate 	0x02 0x57 0x0f 0x01 0x10 0x03	Operate	
UP 	0x02 0x57 0x0f 0x1a 0x10 0x03	Arrow up	
DOWN 	0x02 0x57 0x0f 0x1b 0x10 0x03	Arrow down	
LEFT 	0x02 0x57 0x0f 0x1c 0x10 0x03	Arrow left	
RIGHT 	0x02 0x57 0x0f 0x1d 0x10 0x03	Arrow right	
MUTE		n/a	
DIM	0x02 0x57 0x0f 0x31 0x10 0x03	Cycle dim mode	
MENU	0x02 0x57 0x0f 0x33 0x10 0x03	Toggle menu	
SELECT	0x02 0x57 0x0f 0x1e 0x10 0x03	select item in menu	
RETURN 	0x02 0x57 0x0f 0x1f 0x10 0x03	leave currently active submenu in menu	
RED 		n/a	
GREEN 		n/a	
YELLOW 		n/a	
BLUE 		n/a	
info (short press) <b>i</b>	0x02 0x57 0x0f 0x2f 0x10 0x03	Step between elapsed/remaining time	
info (long press) <b>i</b>			
1	0x02 0x57 0x0f 0x06 0x10 0x03	Track #1	
2	0x02 0x57 0x0f 0x08 0x10 0x03	Track #2	
3	0x02 0x57 0x0f 0x0a 0x10 0x03	Track #3	
14	0x02 0x57 0x0f 0x07 0x0c 0x10 0x03	Track #14	
X	0x02 0x57 0x0f 0xY 0x10 0x03	Track #Y	
199	0x02 0x57 0x0f 0x05 0x16 0x16 0x10 0x03	Track #199	
Volume +		n/a	
Volume -		n/a	
Previous 	0x02 0x57 0x0f 0x28 0x10 0x03	Jumps to previous track	
Next 	0x02 0x57 0x0f 0x27 0x10 0x03	Jumps to next track	
FFWD 	0x02 0x57 0x0f 0x29 0x10 0x03	Fast-forward	
FRWD 	0x02 0x57 0x0f 0x2a 0x10 0x03	Fast-rewind	
Play/Pause 	0x02 0x57 0x0f 0x23 0x10 0x03	Toggle play/pause	
PLAY	0x02 0x57 0x0f 0x21 0x10 0x03	Play	
PAUSE	0x02 0x57 0x0f 0x22 0x10 0x03	Pause	
STOP	0x02 0x57 0x0f 0x25 0x10 0x03	Stop	
OPEN	0x02 0x57 0x0f 0x24 0x10 0x03	Open tray	
CLOSE	0x02 0x57 0x0f 0x26 0x10 0x03	Close tray	
Repeat 	0x02 0x57 0x0f 0x2b 0x10 0x03	Toggle repeat, repeat all, repeat off	